

Barcode scanner

VB14N-300



- Line scanner
- Simple operation via function keys: test mode, code teaching and code optimization
- Code reconstructor
- Connect up to 32 scanners
- Sturdy aluminum housing
- Two serial interfaces RS 232 / RS 485
- Engine control (On/Off) possible
- Degree of protection IP65

Barcode scanner



Function

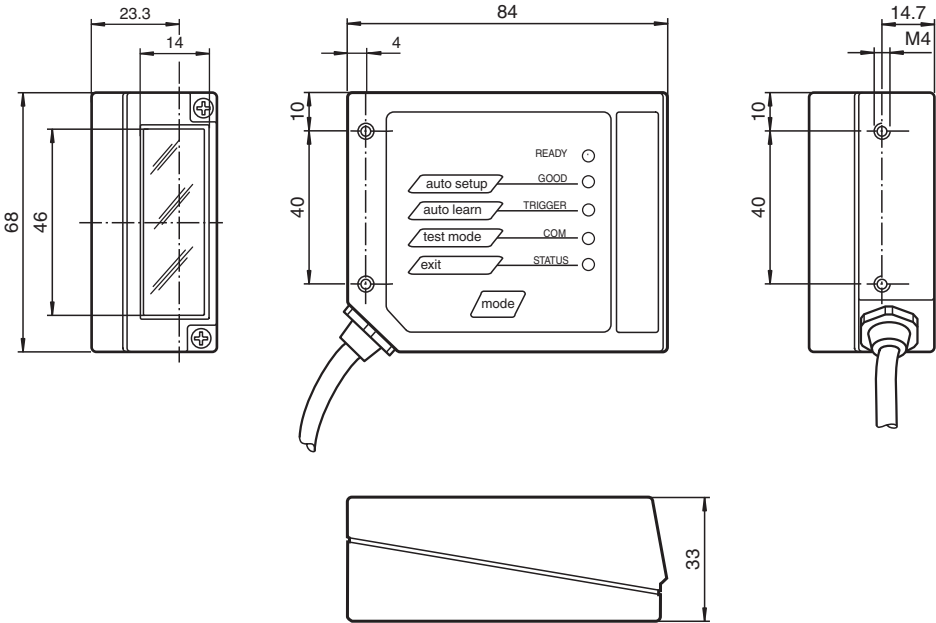
The VB14N-300 is a line scanner for 1-D barcodes. With its high-performance optics and code reconstruction, the scanner offers a high level of reliability in reading difficult-to-detect 1-D barcodes.

A function key and several LEDs on the barcode scanner provide support when parameterizing, teaching in barcodes, and testing. In live operation, the LEDs provide information about the relevant read status.

A high-speed connection can be established between up to 32 devices. This connection enables data to be recorded in a quicker and more efficient manner, without the need for an additional external multiplexer.

The corresponding PC software makes parameterization simple.

Dimensions



Technical Data

General specifications

Light source	laser diode
Light type	modulated visible red light
Laser nominal ratings	
Note	LASER LIGHT , DO NOT STARE INTO BEAM
Laser class	2
Wave length	650 nm
Beam divergence	< 1.5 mrad
Pulse length	1.3 ms
Repetition rate	200 Hz
max. pulse energy	1.19 µJ
Scan rate	500 ... 800 s ⁻¹
Read distance	40 ... 300 mm
Angle of divergence	50 °
Optical face	front or on side (with deviation mirror)
Resolution	0.2 mm (8 mils)

Indicators/operating means

Operation indicator	LED blue: Power on, LED green: Ready to read (READY), LED green: Read successfully (GOOD), LED yellow: External trigger signal pending (TRIGGER), LED yellow: Communication active (COM), LED red: "no read" (STATUS)
---------------------	---

Electrical specifications


Operating voltage	U _B	10 ... 30 V DC
Power consumption	P ₀	max. 3 W

Release date: 2020-06-17 Date of issue: 2020-06-17 Filename: 206845_eng.pdf

Technical Data

Interface		
Interface type		serial , RS-232 and RS-485 up to 115.2 kBit/s ID-NET™ up to 1 Mbit/s
Input 1		
Input type		External triggering
Output		
Signal output		2, programmable, optocoupled
Switching voltage		max. 40 V DC
Switching current		max. 40 mA
Voltage drop	U _d	1 V at load current ≤ 10 mA
Compliance with standards and directives		
Directive conformity		EMC Directive 2004/108/EC
Standard conformity		
Noise immunity		EN 61000-6-2:2005
Emitted interference		EN 55022
Degree of protection		EN 60529
Laser class		IEC 60825-1:2007 Complies with 21 CFR 1040.10 and 1040.11 except for deviations pursuant to Laser Notice No. 50, dated June 24, 2007
Ambient conditions		
Ambient temperature		0 ... 45 °C (32 ... 113 °F)
Storage temperature		-20 ... 70 °C (-4 ... 158 °F)
Relative humidity		90 % , noncondensing
Shock resistance		IEC 68-2-27 Test EA 30G; 11 ms; 3 impacts on each axis
Vibration resistance		IEC 68-2-6 Test FC 1.5 mm ; 10 ... 55 Hz ; 2 hours on each axis
Mechanical specifications		
Degree of protection		IP65
Connection		1 m cable with 25-pin Sub-D connector
Material		
Housing		Aluminum
Mass		330 g

Connection




25-pin D-sub connector pinout

Pin	Name	Function		
9, 13	+UB	Power supply input voltage +		
25	GND	Power supply input voltage -		
1	GND Chassis	Cable shield connected to chassis		
18	IN TRG + (A)	External Trigger A +		
19	IN TRG - (B)	External Trigger B -		
6	IN 2 + (A)	Input 2 A +		
10	IN 2 - (B)	Input 2 B -		
8	OUT 1 +	Output 1 +		
22	OUT 1 -	Output 1 -		
11	OUT 2 +	Output 2 +		
12	OUT 2 -	Output 2 -		
20	RX RS232	Auxiliary RS232		
21	TX RS232	Auxiliary RS232		
23	ID +	High speed internal network ID-NET +		
24	ID -	High speed internal network ID-NET -		
14, 15, 16, 17	NC	Not connected		
Pin		RS232	RS485 full-duplex	RS485 half-duplex
2	Main interface signals	TX	TX +	RTX +
3		RX	RX +	
4		RTS	TX -	RTX -
5		CTS	RX -	
7		SGND	SGND	SGND

Characteristic Curve




Reading characteristics VB14N-300



Accessories

	CBX100	Connector box for barcode scanner
	OM-VB14N	oscillating mirror for the VB14N barcode scanner series
	DM-VB14N-90	Deviation mirror for barcode scanner series VB14
	DM-VB14N-102	Deviation mirror for barcode scanner series VB14
	CBX500-KIT-B6	PROFIBUS Connector box for barcode scanner

Accessories

	CBX500-KIT-B17	PROFINET Connector box for barcode scanner
	CBX500-KIT-B19-IP54	EtherNet/IP Connector box for barcode scanner
	CBX500-KIT-B19-IP65	EtherNet/IP Connector box for barcode scanner

Release date: 2020-06-17 Date of issue: 2020-06-17 Filename: 206845_eng.pdf

Safety Information



**LASERLICHT
LASER LIGHT
NICHT IN DEN STRAHL BLICKEN
DO NOT STARE INTO BEAM
LASER KLASSE 2
CLASS 2 LASER PRODUCT**

Safety Information

Laser Class 2 Information

The irradiation can lead to irritation especially in a dark environment. Do not point at people!

Caution: Do not look into the beam!

Maintenance and repairs should only be carried out by authorized service personnel!

Attach the device so that the warning is clearly visible and readable.

Caution – Use of controls or adjustments or performance of procedures other than those specified herein may result in hazardous radiation exposure.